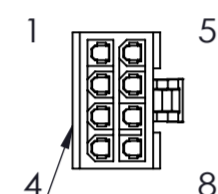


DESIGN CHANGE		
ITEM	REASON OF CHANGE	DESCRIPTION

RANGE		COMMON TOLERANCE TABLE				SEA SONIC ELECTRONICS Co., Ltd.					
		<A>		<C>	<D>	FILE NO	WFM248875AW(外露線長)	NO	A0	DRAW BY	Sam
<8		±0.05	±0.1	±0.2	±0.4	PART NO	WFM248875AW(外露線長)	SCALE	1:1	APPROVE BY	
8~25		±0.08	±0.15	±0.3	±0.5	PART NAME		UNITS	M/M	DATE	2020/5/14
25~80		±0.12	±0.25	±0.5	±1.0	MODEL NO		MATERIAL		PROJECTION	
80~250		±0.25	±0.4	±0.8	±1.5	PAHT				Drawing	A2
250~800		±0.5	±0.8	±1.5	±3.0						
800~2500		±1.0	±1.5	±3.0	±6.0						
ANGULAR		±0.15°	±0.3°	±0.5°	±0.8°						

8P
8P Housing:
WST P8-I42002K12A
or Equavilent
Housing Color : Black

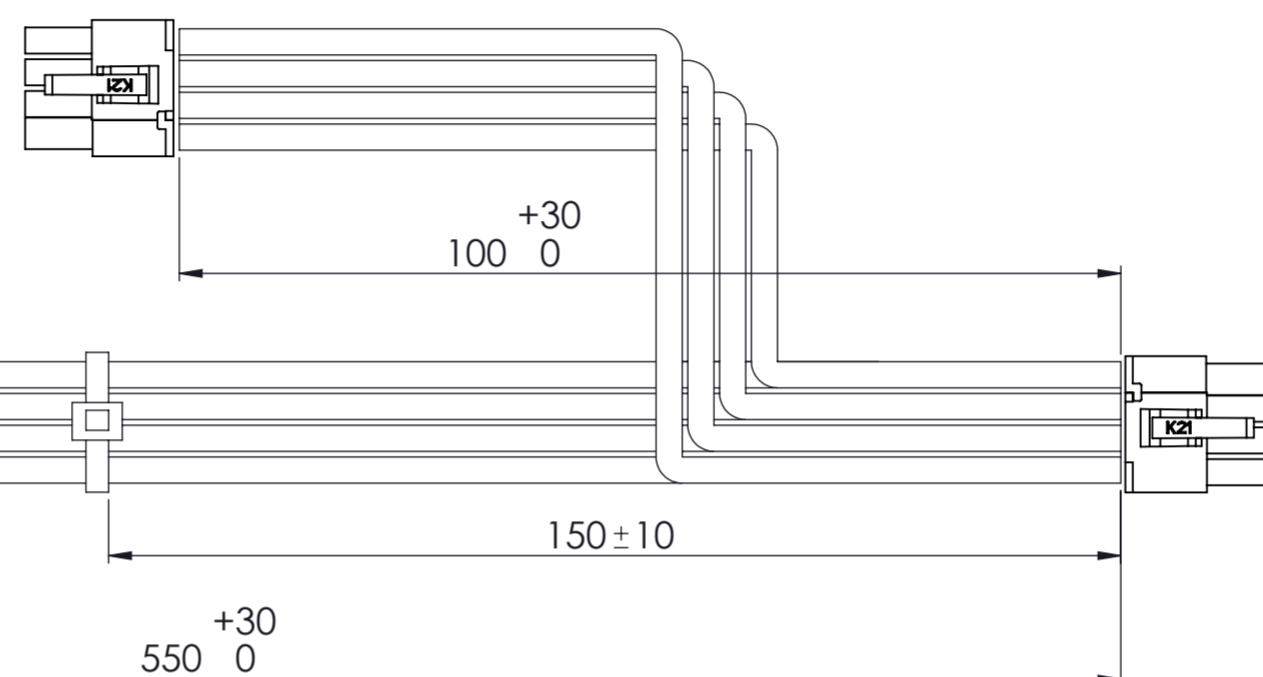
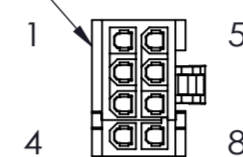
PSU
Print on housing
特殊的膠殼型狀,
不可用錯



xE53
Print on housing.
x代表廠商碼

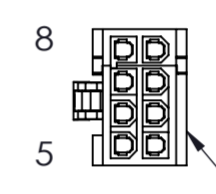
PCI-E
Print on hiusing

PB
Splitable Housing(6+2)
WST P6-I42002K21
&
P2-I4200K13A
or Equivalent
COLOR : BLACK



PA
Splitable Housing(6+2)
WST P6-I42002K21
&
P2-I4200K13A
COLOR:BLACK

PCI-E
Print on hiusing



pin assignment table

8P	UL	AWG	COLOR	SIGNAL	PA		UL	AWG	COLOR	SIGNAL	PB
8P - 4	NC						UL1007	18 AWG	YELLOW	+12V#	1
8P - 3	UL1007	18 AWG	YELLOW	+12V#	1		UL1007	18 AWG	YELLOW	+12V#	2
8P - 2	UL1007	18 AWG	YELLOW	+12V#	2		UL1007	18 AWG	YELLOW	+12V#	3
8P - 1	UL1007	18 AWG	YELLOW	+12V#	3		UL1007	18 AWG	BLACK	GND	4
8P - 5 - 1	UL1007	18 AWG	BLACK	GND	4		UL1007	18 AWG	BLACK	GND	8
8P - 5 - 2	UL1007	18 AWG	BLACK	GND	8		UL1007	18 AWG	BLACK	GND	7
8P - 6	UL1007	18 AWG	BLACK	GND	7		UL1007	18 AWG	BLACK	GND	6
8P - 7	UL1007	18 AWG	BLACK	GND	6		UL1007	18 AWG	BLACK	GND	5
8P - 8	UL1007	18 AWG	BLACK	GND	5						

NOTE :

1. 本頁面所有端子限用 LST L1-11JR-KB51 or WST I42002KS-N00 合金端子
2. UL1007線材規範:VW-1等級,外披覆PVC硬度為55P
3. 所有膠殼必須符合UL認證(CCN:RTRT2 or ECBT2 or QMFZ2)
4. 所有膠殼印刷文字說明:
黑底白字,字型Tahoma bold (粗體),最大可印尺寸
置中對齊,不需印出框線

DESIGN CHANGE

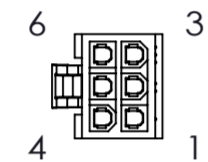
ITEM	REASON OF CHANGE	DESCRIPTION

RANGE	COMMON TOLERANCE TABLE			
	<A>		<C>	<D>
< 8	±0.05	±0.1	±0.2	±0.4
8-25	±0.08	±0.15	±0.3	±0.5
25-80	±0.12	±0.25	±0.5	±1.0
80-250	±0.25	±0.4	±0.8	±1.5
250-800	±0.5	±0.8	±1.5	±3.0
800-2500	±1.0	±1.5	±3.0	±6.0
ANGULAR	±0.15°	±0.3°	±0.5°	±0.8°

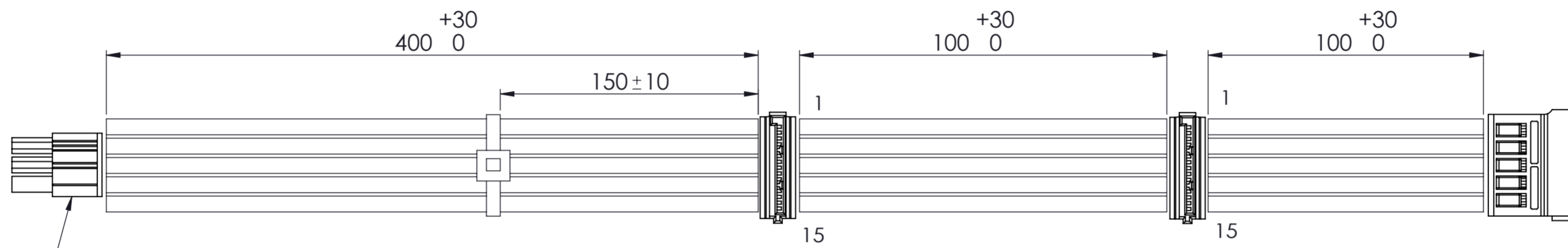
SEA SONIC ELECTRONICS Co., Ltd.

FILE NO	WAFM88Y55KAW	REV.NO	A0	DRAW BY	Sam
PART NO	WAFM88Y55KAW	SCALE	1:1	APPROVE BY	
PART NAME		UNITS	M/M	DATE	2020/5/14
MODEL NO		MATERIAL		PROJECTION	☉ ☐
PAHT				Drawing	A2

6P Housing:
TKP H6657R1-06
or Equavilent
Color : Black

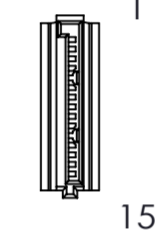


xB113
Print on housing.
x代表廠商碼



Serial ATA:
WST P5-I12702
or Equavilent
Color : Black

Serial ATA:
WST P5-I12702
or Equavilent
Color : Black



Serial ATA:
WST P5-I12707
or Equavilent
Color : Black

pin assignment table

6P	UL	AWG	COLOR	SIGNAL	SATA
4	UL1007	18 AWG	ORANGE	+3.3V	1 . 2 . 3
2	UL1007	18 AWG	BLACK	GND	4 . 5 . 6
6	UL1007	18 AWG	RED	+5V	7 . 8 . 9
5	UL1007	18 AWG	BLACK	GND	10 . 11 . 12
1	UL1007	18 AWG	YELLOW	+12V#	13 . 14 . 15
3	NC				

NOTE :

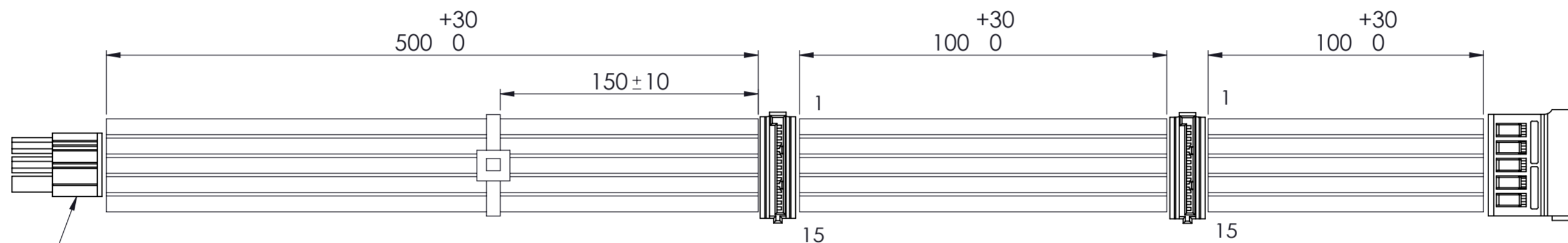
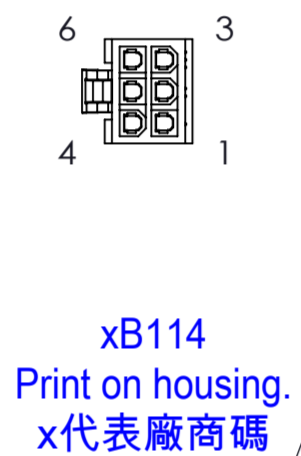
- PH 4.2mm(T)普通 : I42002PS-2 or Equavilent
- 15PIN SATA 半金鍍(GF) : I12707PS-00 or Equivalent
- SATA刺破#18AWG : I12702xx-00 or Equivalent
- UL1007線材規範:VW-1等級、外披覆PVC硬度為55P / 黑色線材
- 所有膠殼必須符合UL認證(CCN:RTRT2 or ECBT2 or QMFZ2)
- 所有膠殼印刷文字說明:
黑底白字,字型Tahoma bold (粗體),最大可印尺寸
置中對齊,不需印出框線

DESIGN CHANGE

ITEM	REASON OF CHANGE	DESCRIPTION

RANGE	COMMON TOLERANCE TABLE				SEA SONIC ELECTRONICS Co., Ltd.					
	<A>		<C>	<D>	FILE NO	REV.NO	A0	DRAW BY	Sam	
< 8	±0.05	±0.1	±0.2	±0.4	PART NO	WAFM3S60FAW	SCALE	1:1	APPROVE BY	
8~25	±0.08	±0.15	±0.3	±0.5	PART NAME		UNITS	M/M	DATE	
25~80	±0.12	±0.25	±0.5	±1.0	MODEL NO		MATERIAL		PROJECTION	
80~250	±0.25	±0.4	±0.8	±1.5	PAHT				Drawing	
250~800	±0.5	±0.8	±1.5	±3.0					A2	
800~2500	±1.0	±1.5	±3.0	±6.0						
ANGULAR	±0.15°	±0.3°	±0.5°	±0.8°						

6P Housing:
TKP H6657R1-06
or Equavilent
Color : Black



Serial ATA:
WST P5-I12702
or Equavilent
Color : Black

Serial ATA:
WST P5-I12702
or Equavilent
Color : Black

Serial ATA:
WST P5-I12707
or Equavilent
Color : Black

pin assignment table

6P	UL	AWG	COLOR	SIGNAL	SATA
4	UL1007	18 AWG	ORANGE	+3.3V	1 . 2 . 3
2	UL1007	18 AWG	BLACK	GND	4 . 5 . 6
6	UL1007	18 AWG	RED	+5V	7 . 8 . 9
5	UL1007	18 AWG	BLACK	GND	10 . 11 . 12
1	UL1007	18 AWG	YELLOW	+12V#	13 . 14 . 15
3	NC				

NOTE :

- PH 4.2mm(T)普通 : I42002PS-2 or Equivalent
- 15PIN SATA 半金鍍(GF) : I12707PS-00 or Equivalent
- SATA刺破#18AWG : I12702xx-00 or Equivalent
- UL1007線材規範:VW-1等級、外披覆PVC硬度為55P / 黑色線材
- 所有膠殼必須符合UL認證(CCN:RTRT2 or ECBT2 or QMFZ2)
- 所有膠殼印刷文字說明:
黑底白字,字型Tahoma bold (粗體),最大可印尺寸
置中對齊,不需印出框線

DESIGN CHANGE

ITEM	REASON OF CHANGE	DESCRIPTION

RANGE	COMMON TOLERANCE TABLE				SEA SONIC ELECTRONICS Co., Ltd.					
	<A>		<C>	<D>	FILE NO	REV.NO	A0	DRAW BY	Sam	
< 8	±0.05	±0.1	±0.2	±0.4	PART NO	WAFM3S70FAW	SCALE	1:1	APPROVE BY	
8~25	±0.08	±0.15	±0.3	±0.5	PART NAME		UNITS	M/M	DATE	
25~80	±0.12	±0.25	±0.5	±1.0	MODEL NO		MATERIAL		PROJECTION	
80~250	±0.25	±0.4	±0.8	±1.5	PAHT				Drawing	
250~800	±0.5	±0.8	±1.5	±3.0					A2	
800~2500	±1.0	±1.5	±3.0	±6.0						
ANGULAR	±0.15°	±0.3°	±0.5°	±0.8°						

#3	UL	AWG	COLOR	SIGNAL
#3 - 1	UL1007	22 AWG	RED	+5V
#3 - 2	UL1007	22 AWG	BLACK	GND
#3 - 3	UL1007	22 AWG	BLACK	GND
#3 - 4	UL1007	22 AWG	YELLOW	+12V

#3
WST P4-I25001
or Equivalent
Color : White

1
2
3
4

#2	UL	AWG	COLOR	SIGNAL
#2 - 1	UL1007	18 AWG	YELLOW	+12V
#2 - 2	UL1007	18 AWG	BLACK	GND
#2 - 3	UL1007	18 AWG	BLACK	GND
#2 - 4	UL1007	18 AWG	RED	+5V

#2
WST P4-A10202
or Equivalent
Color : White

1
2
3
4

#1	UL	AWG	COLOR	SIGNAL
#1 - 4	UL1007	18 AWG	RED	+5V
#1 - 3	UL1007	18 AWG	BLACK	GND
#1 - 2	UL1007	18 AWG	BLACK	GND
#1 - 1	UL1007	18 AWG	YELLOW	+12V

#1
WST P4-A10202
or Equivalent
Color : White

4
3
2
1

PA
WST P4-A10202
or Equivalent
Color : White

1
2
3
4

6P
6P Housing:
WST P6-I42002
or Equivalent
Color : Black

1 4
3 6

xB112
Print on housing.
x代表廠商碼

pin assignment table

6P	UL	AWG	COLOR	SIGNAL	PA
6P - 1	UL1007	18 AWG	YELLOW	+12V	4P - 1
6P - 2	UL1007	18 AWG	BLACK	GND	4P - 2
6P - 3	NC				
6P - 4	NC				
6P - 5	UL1007	18 AWG	BLACK	GND	4P - 3
6P - 6	UL1007	18 AWG	RED	+5V	4P - 4

NOTE :

- PH 4.2mm(T)普通 : I42002PS-2 or Equivalent
- 大4P母端子(T) : A1020xBS(PS) or Equivalent
- 小4P端子(T) : I25001PS-2 or Equivalent
- UL1007線材規範:VW-1等級,外披覆PVC硬度為55P
- 所有膠殼必須符合UL認證(CCN:RTRT2 or ECBT2 or QMFZ2)
- 所有膠殼印刷文字說明:
黑底白字,字型Tahoma bold (粗體),最大可印尺寸
置中對齊,不需印出框線

RANGE	COMMON TOLERANCE TABLE				SEA SONIC ELECTRONICS Co., Ltd.					
	<A>		<C>	<D>	FILE NO	WAFM3B40YAW	REV.NO	A0	DRAW BY	Sam
< 8	±0.05	±0.1	±0.2	±0.4	PART NO	WAFM3B40YAW	SCALE	1:1	APPROVE BY	
8~25	±0.08	±0.15	±0.3	±0.5	PART NAME		UNITS	M/M	DATE	2020/5/14
25~80	±0.12	±0.25	±0.5	±1.0	MODEL NO		MATERIAL		PROJECTION	
80~250	±0.25	±0.4	±0.8	±1.5	PAHT				Drawing	A2
250~800	±0.5	±0.8	±1.5	±3.0						
800~2500	±1.0	±1.5	±3.0	±6.0						
ANGULAR	±0.15°	±0.3°	±0.5°	±0.8°						

DESIGN CHANGE		
ITEM	REASON OF CHANGE	DESCRIPTION